



2023

PRODUCT CATALOG

WarriorBoatsInc.com

FIVE REASONS TO CHOOSE WARRIOR

"YOU'RE NOT JUST BUYING
A BOAT. YOU'RE JOINING
THE WARRIOR FAMILY."



- 1 THE BEST WARRANTY IN THE BUSINESS**
Because we're dedicated anglers with decades of fishing and watercraft experience, we know your boat is an essential part of your fishing lifestyle. That's why we stand behind the workmanship of our boats, and offer a lifetime hull warranty with a three-year bow-to-stern warranty. Our custom built trailers are covered by a 5-year warranty.
- 2 ENGINEERED FOR PERFORMANCE**
Warrior Boats are designed for ease of function and top performance. The Smart Trolling Keel™ strategically distributes weight to enhance boat control, limiting bow drift. Our boats are constructed with lightweight, strong composite materials with roomy, functional interiors, locking dry storage, and aerated live wells. Sturdy contour seats can be arranged in bases spaced on deck for maximum elbow room.
- 3 BUILT TO LAST - SUPERIOR WORKMANSHIP**
The superior materials and crafting that goes into each of our boats is evident in every piece of construction - from the deep-V reverse flare hull, to the fiberglass stringers that increase overall strength and support. Unidirectional layers of Knytex® fiberglass reinforce the structure, and wood-free construction will assure your boat lasts for years while retaining the highest resale value.
- 4 SECOND TO NONE - UNPARALLELED SPEED**
Our Pro Tiller 2 Hydraulic Remote Steering System is a feature designed to enable optimum responsiveness and better control at higher speeds. This means Warrior Tiller Boats can take a far larger engine than comparable boats while maintaining precise handling even in rough water and tournament conditions - you'll maintain a smooth, dry ride.
- 5 CUSTOM BUILT TRAILERS**
Our boat trailers are custom built to fit your boat by Ez Loader Custom Boat Trailers with standard features listed below:
 - Disc Brakes On All Axles
 - All Models Have Tuff Coat Paint
 - Boat Buckle Tie Downs
 - LED Lighting
 - Vault Hubs
 - Swing Tongue

V238

DUAL CONSOLE

Setting the Bar in the Multi Species Deep V Boat Market

The V238 will exceed anything and everything you have come to expect from Warrior Boats. There have been many years of engineering that have gone into this boat, and you will see and feel that the first time you launch your V238. The rough water ride of the V238 will be first in it's class with no close second. With the 27" cockpit depth, you and your family will feel safe no matter what Mother Nature throws your way, not to mention staying dry behind your fully bonded elevated windshield.



BOAT SPECS

LENGTH	22' 11"
BEAM	101"
TRANSOM HEIGHT	30"
APPROXIMATE BOAT WEIGHT	2738 lbs.
CAPACITY WEIGHT	2600 lbs.
HORSE POWER RATING	450 XXL
INSIDE DEPTH	27 1/2"
COCKPIT DIMENSIONS	96" X 72" <small>48 sq/ft at widest points</small>
FUEL TANK	78 Gallons
LIVEWELL, STERN	33 Gallons
LIVEWELL, BOW	16 Gallons
COOLER, BOW	16 Gallons
STARBOARD & PORT LOCKERS	12'
STARBOARD & PORT ROD SHELVES	12'
CENTER ROD LOCKER	9'

TRAILER SPECS

LENGTH	25' 6"
<small>With trailer tongue folded and motor down</small>	
TRAILER WIDTH	101"
TRAILER HEIGHT	88"
TRAILER GVWR	6500 lbs. <small>Tandem</small>



CUSTOM COLOR

COLORS SHOWN	Interior	GUNMETAL
	Deck Stripe	GUNMETAL
	Traditional	GUNMETAL
	Waterline	STERLING
	Side of Hull	BLACK PEARL
	Pin Stripe	STERLING
	Running Surface	BLACK



V21-21

DUAL CONSOLE

Big Water Beast

There's no question about it, this boat is built to tackle extreme surfaces. Engineered to handle harsh, big water conditions and with the capacity to take up to 350XXL HP! If you're a Great Lakes or big water angler, you're looking for a boat that will really open up and slice through the waves, and that's the V21-21.



BOAT SPECS

LENGTH	20' 8"
BEAM	96"
TRANSOM HEIGHT	30"
BOAT WEIGHT	2450 lbs.
CAPACITY WEIGHT	2598 lbs.
HORSE POWER RATING	350 XXL
INSIDE DEPTH	30 1/2"
COCKPIT DIMENSIONS	90" X 67" <small>41.88 sq/ft at widest points</small>
FUEL TANK	69 Gallons
LIVEWELL, STERN	30 Gallons
LIVEWELL, BOW	5 Gallons
COOLER, BOW	5 Gallons
STARBOARD & PORT LOCKERS	12'
STARBOARD & PORT ROD SHELVES	12'
CENTER ROD LOCKER	9'

TRAILER SPECS

LENGTH	24' 6"
<small>With trailer tongue folded and motor down</small>	
TRAILER WIDTH	101"
TRAILER HEIGHT	88"
TRAILER GVWR	5100 lbs. <small>Tandem</small>



OPTION #12

COLORS SHOWN

Interior	CHARCOAL
Deck Stripe	BLUE ICE
Traditional	BLUE ICE
Waterline	BLUE ICE
Side of Hull	CHARCOAL
Pin Stripe	MIDNIGHT
Running Surface	BLACK



V208

V208

DUAL CONSOLE

Taking the Warrior Difference to the next level

The V208 has what you need. This layout was designed with the fisherman in mind no matter how serious or casual. Not only is this boat the best multi-species platform on the market, it is also built to give you exceptional performance on the water.



BOAT SPECS

LENGTH	20' 4"
BEAM	99"
TRANSOM HEIGHT	30"
BOAT WEIGHT	2486 lbs.
CAPACITY WEIGHT	2400 lbs.
HORSE POWER RATING	350 XXL
INSIDE DEPTH	25 1/2"
COCKPIT DIMENSIONS	84" X 72" 42 sq/ft at widest points
FUEL TANK	62 Gallons
LIVEWELL, STERN	33 Gallons
LIVEWELL, BOW	16 Gallons
COOLER, BOW	16 Gallons
STARBOARD & PORT LOCKERS	12'
STARBOARD & PORT ROD SHELVES	12'
CENTER ROD LOCKER	9'

TRAILER SPECS

LENGTH	24'
With trailer tongue folded and motor down	
TRAILER WIDTH	101"
TRAILER HEIGHT	84"
TRAILER GVWR	5100 lbs. Tandem



6

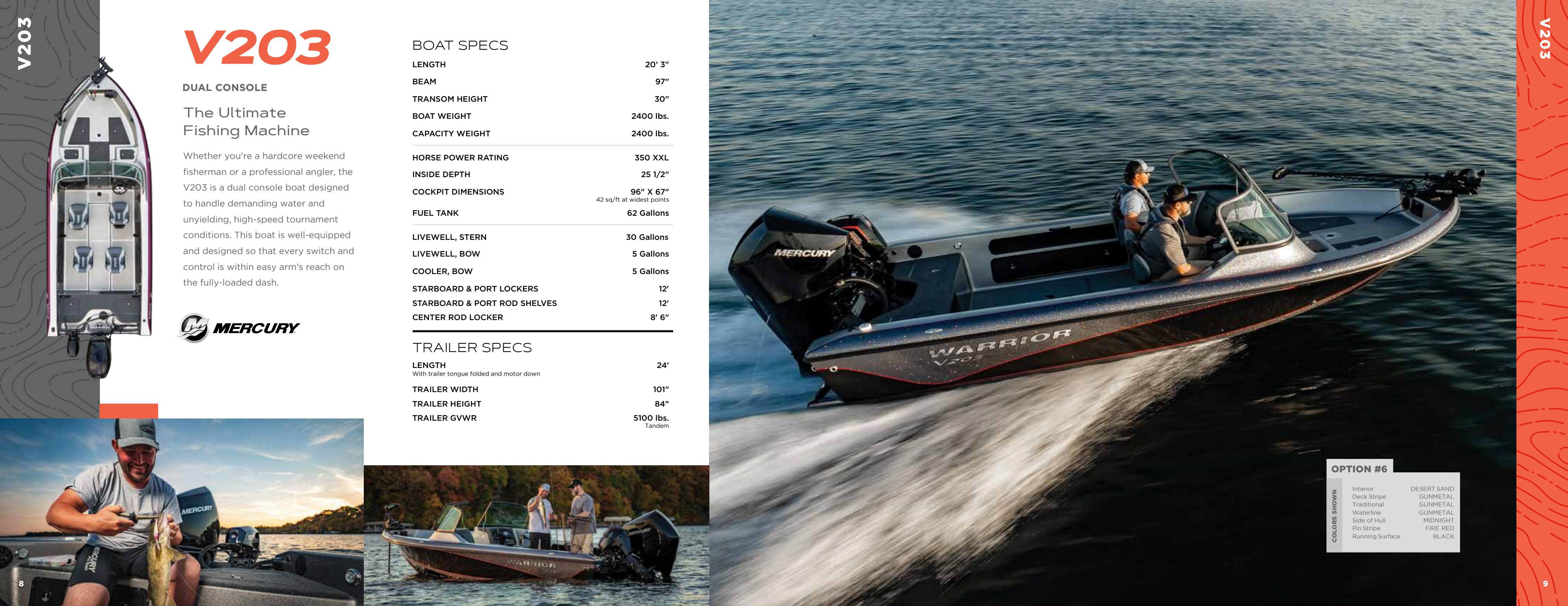


CUSTOM COLOR

COLORS SHOWN	Interior	GUNMETAL
	Deck Stripe	BLACK PEARL
	Traditional	BLACK PEARL
	Waterline	BLUE ICE
	Side of Hull	BLACK PEARL
	Pin Stripe	BLUE ICE
	Running Surface	BLACK

V208

7



V203

DUAL CONSOLE

The Ultimate Fishing Machine

Whether you're a hardcore weekend fisherman or a professional angler, the V203 is a dual console boat designed to handle demanding water and unyielding, high-speed tournament conditions. This boat is well-equipped and designed so that every switch and control is within easy arm's reach on the fully-loaded dash.



BOAT SPECS

LENGTH	20' 3"
BEAM	97"
TRANSOM HEIGHT	30"
BOAT WEIGHT	2400 lbs.
CAPACITY WEIGHT	2400 lbs.
HORSE POWER RATING	350 XXL
INSIDE DEPTH	25 1/2"
COCKPIT DIMENSIONS	96" X 67" 42 sq/ft at widest points
FUEL TANK	62 Gallons
LIVEWELL, STERN	30 Gallons
LIVEWELL, BOW	5 Gallons
COOLER, BOW	5 Gallons
STARBOARD & PORT LOCKERS	12'
STARBOARD & PORT ROD SHELVES	12'
CENTER ROD LOCKER	8' 6"

TRAILER SPECS

LENGTH	24'
With trailer tongue folded and motor down	
TRAILER WIDTH	101"
TRAILER HEIGHT	84"
TRAILER GVWR	5100 lbs. Tandem



OPTION #6

COLORS SHOWN	Interior	DESERT SAND
	Deck Stripe	GUNMETAL
	Traditional	GUNMETAL
	Waterline	GUNMETAL
	Side of Hull	MIDNIGHT
	Pin Stripe	FIRE RED
	Running Surface	BLACK



V198

V198

DUAL CONSOLE

Designed for the Ultimate on-the-water Experience

The thought put into the design and craftsmanship of the V198 is evident immediately. It's perfect for the hardcore, multi-species angler as well as for the family looking to make lasting memories on the water. You can rest assured that the V198 will get out on the water and back to the dock safely, no matter what Mother Nature throws your way.



BOAT SPECS

LENGTH	19' 8"
BEAM	100"
TRANSOM HEIGHT	25"
BOAT WEIGHT	2300 lbs.
CAPACITY WEIGHT	2250 lbs.

HORSE POWER RATING	225 XL
INSIDE DEPTH	25 1/2"
COCKPIT DIMENSIONS	78" X 72" <small>39 sq/ft at widest points</small>
FUEL TANK	48 Gallons

LIVEWELL, STERN	33 Gallons
LIVEWELL, BOW	16 Gallons
COOLER, BOW	16 Gallons
STARBOARD & PORT LOCKERS	12'
STARBOARD & PORT ROD SHELVES	12'
CENTER ROD LOCKER	8' 6"

TRAILER SPECS

LENGTH	22' 8"
<small>With trailer tongue folded and motor down</small>	
TRAILER WIDTH	101"
TRAILER HEIGHT	84"
TRAILER GVWR	5100 lbs. <small>Tandem</small>

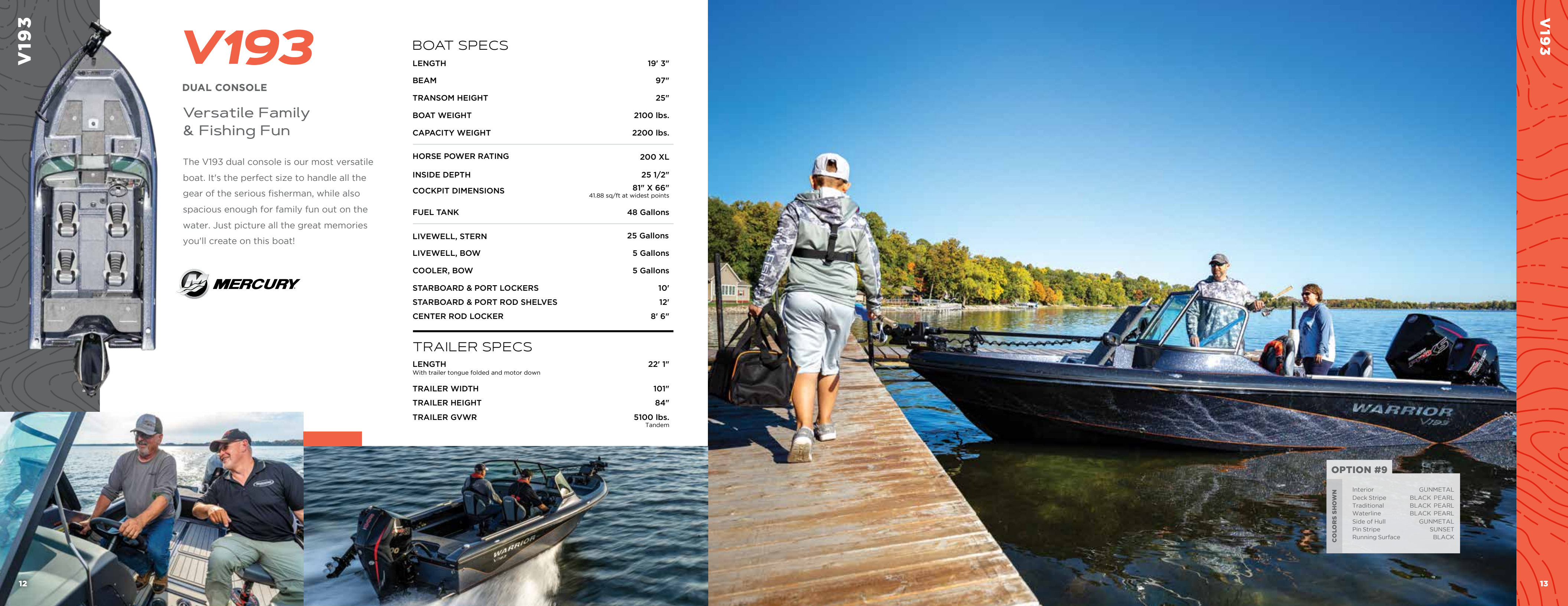


OPTION #6

COLORS SHOWN

Interior	DESERT SAND
Deck Stripe	GUNMETAL
Traditional	GUNMETAL
Waterline	GUNMETAL
Side of Hull	MIDNIGHT
Pin Stripe	FIRE RED
Running Surface	BLACK

V198



V193

DUAL CONSOLE

Versatile Family & Fishing Fun

The V193 dual console is our most versatile boat. It's the perfect size to handle all the gear of the serious fisherman, while also spacious enough for family fun out on the water. Just picture all the great memories you'll create on this boat!




BOAT SPECS

LENGTH	19' 3"
BEAM	97"
TRANSOM HEIGHT	25"
BOAT WEIGHT	2100 lbs.
CAPACITY WEIGHT	2200 lbs.
<hr/>	
HORSE POWER RATING	200 XL
INSIDE DEPTH	25 1/2"
COCKPIT DIMENSIONS	81" X 66" 41.88 sq/ft at widest points
FUEL TANK	48 Gallons
<hr/>	
LIVEWELL, STERN	25 Gallons
LIVEWELL, BOW	5 Gallons
COOLER, BOW	5 Gallons
STARBOARD & PORT LOCKERS	10'
STARBOARD & PORT ROD SHELVES	12'
CENTER ROD LOCKER	8' 6"

TRAILER SPECS

LENGTH	22' 1"
<small>With trailer tongue folded and motor down</small>	
TRAILER WIDTH	101"
TRAILER HEIGHT	84"
TRAILER GVWR	5100 lbs. <small>Tandem</small>



OPTION #9		
COLORS SHOWN	Interior	GUNMETAL
	Deck Stripe	BLACK PEARL
	Traditional	BLACK PEARL
	Waterline	BLACK PEARL
	Side of Hull	GUNMETAL
	Pin Stripe	SUNSET
	Running Surface	BLACK



V2090

V2090

BACKTROLLER

The King of Tiller Boats

Made from the ground up for backtrolling, this model has room for four anglers with plenty of dry storage and an extended front casting deck. It can take up to 250XL HP without batting an eye, and the Pro Tiller II Remote Hydraulic Steering System will get you where you're going with precise control and handling. It's one of the best reasons to own a Warrior boat.



BOAT SPECS

LENGTH	20' 5"
BEAM	90"
TRANSOM HEIGHT	25"
BOAT WEIGHT	2100 lbs.
CAPACITY WEIGHT	1800 lbs.

HORSE POWER RATING	250 XL
INSIDE DEPTH	25 1/2"
COCKPIT DIMENSIONS	100" X 60" 36.25 sq/ft at widest points
FUEL TANK	47 Gallons

LIVEWELL, STERN	24 Gallons
LIVEWELL, BOW	15 Gallons
COOLER, BOW	15 Gallons
STARBOARD & PORT LOCKERS	8' / 7'
STARBOARD & PORT ROD SHELVES	14' / 12'
CENTER ROD LOCKER	8' 10"

TRAILER SPECS

LENGTH	24'
With trailer tongue folded and motor down	
TRAILER WIDTH	95"
TRAILER GVWR	5100 lbs. Tandem



OPTION #10

COLORS SHOWN	Interior	CHARCOAL
	Deck Stripe	BLACK CHERRY
	Traditional	BLACK CHERRY
	Waterline	BLACK CHERRY
	Side of Hull	BLACK PEARL
	Pin Stripe	STERLING
	Running Surface	BLACK

V2090



V1890

BACKTROLLER

The Boat That Can Take You Anywhere

With nearly all the same features as the V2090 Backtroller packed in this 18' 3" package, it will suit all of your needs. Whether you're a hardcore tournament angler or a weekend angler with the passion for fishing, this is the boat for you.



BOAT SPECS

LENGTH	18' 3"
BEAM	90"
TRANSOM HEIGHT	25"
BOAT WEIGHT	1800 lbs.
CAPACITY WEIGHT	1550 lbs.

HORSE POWER RATING	90 XL
INSIDE DEPTH	25 1/2"
COCKPIT DIMENSIONS	80" X 51" <small>27.49 sq/ft at widest points</small>
FUEL TANK	33 Gallons

LIVEWELL, STERN	24 Gallons
LIVEWELL, BOW	15 Gallons
COOLER, BOW	15 Gallons
STARBOARD & PORT LOCKERS	7' 6" / 6' 6"
STARBOARD & PORT ROD SHELVES	12' / 10'
CENTER ROD LOCKER	8'

TRAILER SPECS

LENGTH	21' 9"
<small>With trailer tongue folded and motor down</small>	
TRAILER WIDTH	95"
TRAILER GVWR	3740 lbs




OPTION #6

COLORS SHOWN	Interior	DESERT SAND
	Deck Stripe	GUNMETAL
	Traditional	GUNMETAL
	Waterline	GUNMETAL
	Side of Hull	MIDNIGHT
	Pin Stripe	FIRE RED
	Running Surface	BLACK

COLOR OPTIONS

All options available on all models



Interior	DESERT SAND
Deck Stripe	BLACK PEARL
Traditional	BLACK PEARL
Waterline	BLACK PEARL
Side of hull	DESERT SAND
Pin Stripe	LIME GREEN FLAKE
Running Surface	BLACK



Interior	CHARCOAL
Deck Stripe	BLACK PEARL
Traditional	BLACK PEARL
Waterline	BLACK PEARL
Side of Hull	CHARCOAL
Pin Stripe	BLUE ICE
Running Surface	BLACK



Interior	CHARCOAL
Deck Stripe	FIRE RED
Traditional	FIRE RED
Waterline	FIRE RED
Side of Hull	CHARCOAL
Pin Stripe	MIDNIGHT
Running Surface	BLACK



Interior	DESERT SAND
Deck Stripe	GUNMETAL
Traditional	GUNMETAL
Waterline	GUNMETAL
Side of Hull	DESERT SAND
Pin Stripe	BLACK PEARL
Running Surface	BLACK



Interior	DESERT SAND
Deck Stripe	BLUE ICE
Traditional	BLUE ICE
Waterline	BLUE ICE
Side of Hull	DESERT SAND
Pin Stripe	CHARCOAL
Running Surface	SMOKE WHITE



Interior	DESERT SAND
Deck Stripe	GUNMETAL
Traditional	GUNMETAL
Waterline	GUNMETAL
Side of Hull	MIDNIGHT
Pin Stripe	FIRE RED
Running Surface	BLACK



Interior	GUNMETAL
Deck Stripe	MYSTIC GREEN
Traditional	MYSTIC GREEN
Waterline	MYSTIC GREEN
Side of Hull	GUNMETAL
Pin Stripe	STERLING
Running Surface	SMOKE WHITE



Interior	SMOKE WHITE
DeckStripe	BLACK PEARL
Traditional	BLACK PEARL
Waterline	BLACK PEARL
SideofHull	SMOKE WHITE
PinStripe	STERLING
RunningSurface	BLACK



Interior	GUNMETAL
Deck Stripe	BLACK PEARL
Traditional	BLACK PEARL
Waterline	BLACK PEARL
Side of Hull	GUNMETAL
Pin Stripe	SUNSET
Running Surface	BLACK



Interior	CHARCOAL
Deck Stripe	BLACK CHERRY
Traditional	BLACK CHERRY
Waterline	BLACK CHERRY
Side of Hull	BLACK PEARL
Pin Stripe	STERLING
Running Surface	BLACK



Interior	STERLING
Deck Stripe	GUNMETAL
Traditional	GUNMETAL
Waterline	GUNMETAL
Side of Hull	STERLING
Pin Stripe	BLACK PEARL
Running Surface	BLACK



Interior	CHARCOAL
Deck Stripe	BLUE ICE
Traditional	BLUE ICE
Waterline	BLUE ICE
Side of Hull	CHARCOAL
Pin Stripe	MIDNIGHT
Running Surface	BLACK



Interior	DESERT SAND
Deck Stripe	GUNMETAL
Traditional	GUNMETAL
Waterline	GUNMETAL
Side of Hull	BLACK PEARL
Pin Stripe	PURPLE FLAKE
Running Surface	BLACK



Interior	SMOKE WHITE
Deck Stripe	GUNMETAL
Traditional	GUNMETAL
Waterline	GUNMETAL
Side of Hull	SMOKE WHITE
Pin Stripe	BLACK
Running Surface	BLACK

	SEATS	PEDESTALS/BASES	DAKOTA LIVEWELL	LIVEWELL TIMERS	RECIRCULATING LIVEWELL	EZ PUMP LIVEWELL PICK UPS	BILGE PUMPS	WASHDOWN SYSTEM	INSTRUMENTATION	RADIO	LED INTERIOR LIGHTS	STEERING	STAINLESS CLEATS	SNAP-IN CARPET	DOWCO DELUXE COVER	TOP-SET	STAINLESS RAILS	BOARDING LADDER	DROP-IN SKI POLE	CAPTAIN'S CHAIR
1890 BT	3	3 & 5	N/A	STD	STD	STD	2	OPT	Tach., Sped., Fuel Gauges Horn 12V Acc	OPT	2	Hydraulic Optional	4 Pop-Up	STD	STD	OPT	OPT	OPT	N/A	OPT
2090 BT	3	3 & 6	N/A	STD	STD	STD	2	OPT	Tach., Sped., Fuel Gauges Horn 12V Acc	STD	3	Hydraulic Optional	5 Pop-Up	STD	STD	OPT	OPT	OPT	N/A	OPT
193 DC	4	4 & 5	OPT	STD	STD	STD	2	OPT	Tach., Sped., Fuel Gauges Horn 12V Acc	STD	3	Hydraulic	4 Pop-Up	STD	STD	OPT	OPT	OPT	OPT	OPT
198 DC	4	4 & 5	N/A	STD	STD	STD	2	OPT	Tach., Sped., Fuel Gauges Horn 12V Acc	STD	4	Hydraulic	4 Pop-Up	STD	STD	OPT	OPT	OPT	OPT	OPT
203 DC	4	4 & 5	OPT	STD	STD	STD	2	OPT	Tach., Sped., Fuel Gauges Horn 12V Acc	STD	3	Hydraulic	4 Pop-Up	STD	STD	OPT	OPT	OPT	OPT	OPT
208 DC	4	4 & 5	N/A	STD	STD	STD	2	OPT	Tach., Sped., Fuel Gauges Horn 12V Acc	STD	4	Hydraulic	4 Pop-Up	STD	STD	OPT	OPT	OPT	OPT	OPT
21-21 DC	4	4 & 5	N/A	STD	STD	STD	2	OPT	Tach., Sped., Fuel Gauges Horn 12V Acc	STD	3	Hydraulic	4 Pop-Up	STD	STD	OPT	OPT	OPT	OPT	OPT
238 DC	4	4 & 5	N/A	STD	STD	STD	2	OPT	Tach., Sped., Fuel Gauges Horn 12V Acc	STD	4	Hydraulic	4 Pop-Up	Aqua Trac-tion	STD	OPT	OPT	OPT	OPT	OPT


Rod Storage Cooler Battery Livewell/Baitwells Gas Storage




1890 BT



2090 BT




193 DC



198 DC




203 DC



208 DC



21-21 DC



238 DC

AIR WAVE	WAVE PRO PEDESTALS	BIKE SEAT W/PEDESTAL	TRIM TABS	STANDARD TROLLING MOTOR	BATTERY CHARGER	STAINLESS CUP HOLDERS	KEEL GUARD	MASTER POWER SWITCH	TRAILERS	TUFF COAT	SWING TONGUE	RIMS	TRAILER LADDER	TRANSOM/TIE DOWNS	TRANSOM SAVER	14" ALUMINUM TRAILER	18" DELUXE TRAILER	18" DELUXE ALUMINUM TRAILER
OPT	OPT	OPT	OPT	80# Minn Kota Vantage	Minn Kota PCL 3 Bank	2	STD	STD		STD	STD	Aluminum	OPT	STD	STD	NA	N/A	N/A
OPT	OPT	OPT	OPT	101# Minn Kota Vantage	Minn Kota PCL 4 Bank, 2 Bank & 3 Bank, or 550 PCL	2	STD	STD		STD	STD	Aluminum	OPT	STD	STD	OPT	OPT	OPT
OPT	OPT	OPT	OPT	60" 112# Minn Kota Terrova I-Pilot	Minn Kota PCL 4 Bank	2	STD	STD		STD	STD	Aluminum	OPT	STD	STD	OPT	OPT	OPT
OPT	OPT	OPT	OPT	72" 112# Minn Kota Terrova I-Pilot	Minn Kota PCL 4 Bank	2	STD	STD		STD	STD	Aluminum	OPT	STD	STD	OPT	OPT	OPT
OPT	OPT	OPT	OPT	72" 112# Minn Kota Terrova I-Pilot	Minn Kota PCL 4 Bank, 2 Bank & 3 Bank, or 550 PCL	2	STD	STD		STD	STD	Aluminum	OPT	STD	STD	OPT	OPT	OPT
OPT	OPT	OPT	OPT	72" 112# Minn Kota Terrova I-Pilot	Minn Kota PCL 4 Bank, 2 Bank & 3 Bank, or 550 PCL	2	STD	STD		STD	STD	Aluminum	OPT	STD	STD	OPT	OPT	OPT
OPT	OPT	OPT	OPT	72" 112# Minn Kota Terrova I-Pilot	Minn Kota PCL 4 Bank, 2 Bank & 3 Bank, or 550 PCL	2	STD	STD		STD	STD	Aluminum	OPT	STD	STD	OPT	OPT	OPT
OPT	OPT	OPT	OPT	72" 112# Minn Kota Terrova I-Pilot	Minn Kota PCL 4 Bank, 2 Bank & 3 Bank, or 550 PCL	3	STD	STD		STD	STD	Aluminum	OPT	STD	STD	OPT	OPT	OPT



Manufactured by
Ez Loader Custom Boat Trailers

Standard Options:

- Disc Brakes On All Axles
- Boat Buckle Tie Downs
- Swing Tongue
- All Trailers Have Tuff Coat Paint
- LED Lighting
- Spare Tire & Carrier
- Vault Hubs
- Transom Saver



LED RAIL LIGHT



18" CUSTOM ALUMINUM UPGRADED TRAILER



LED LIGHTING



18" UPGRADED TRAILER

WARRIOR BOATS COME WITH THESE STANDARD FEATURES AND AVAILABLE OPTIONS.

See your local dealer for available options in select models.



V198, V208 & V238 Dash



DC Models Large Glove Box



V193, V203 & V21-21 Dash



V198, V208 & V238 Jump Seats



Optional Step



Backtroller Dash



Bow Panel




Custom Warrior Seats



Deluxe Captain



Factory Installed Trim Tabs



V238 Drop-Ins




Large Bilge Access Door



Large Center Rod Lockers



Large Locking Storage Compartments



LED Interior Light



Radio with USB Port



Side Rod Locker & Rod Shelves



Stainless Rails



Under Electronics Storage Backtroller



Under Jump Seat Tackle Storage



2023 WARRIOR CASH

IT PAYS TO RUN WITH WARRIOR IN 2023

TOURNAMENT INCENTIVES

Warrior Cash is an incentive program for Warrior Boats owners of any model year with a low \$75 participation fee. Warrior Cash has over 100 tournaments eligible for Warrior Cash payouts.

All Warrior Cash tournaments pay \$100 for the highest placing participant fishing out of registered Warrior Boat.

For Warrior Cash registration, guidelines, rules, and conditions, go to the Warrior Cash page at:

WarriorBoatsInc.com or email info@warriorboatsllc.com

WARRIOR CLOTHING,
EVEN WHEN YOU'RE
NOT ON THE WATER.

Visit our new shop at
WarriorBoatsInc.com/Shop
to order your Warrior Gear!




WARRIOR RALLY

2023 - 11TH Annual Warrior Rally
 Lake of the Woods - Wigwam Resort - Baudette, MN
August 10th - 13th

Warrior Rally is a get-together of Warrior Owners that is filled with fishing, music, food, family, and great memories.

For more information and details please visit:
warriorboatsinc.com

- 2024 Warrior Boats Released
- Warrior Boats Ride & Drives
- 8th Annual Warrior Boats David A. Andersen Memorial Walleye Shootout



8TH ANNUAL WARRIOR BOATS DAVID A. ANDERSEN

MEMORIAL WALLEYE SHOOTOUT

Warrior Owners Tournament
 Lake of the Woods - Wigwam Resort - Baudette, MN
August 12th

The Warrior Boat Walleye Shootout will be run by **AIM Weekend Walleye Series** and will follow their rules and regulations.

- Over 100% Payback
- \$300 Entry Fee

Rules Meeting Friday, August 11th. For more information and Official Entry Form please visit:
warriorboatsinc.com



2022

27

26

JOIN THE WARRIOR FAMILY

Find the Warrior dealer closest to you at WarriorBoatsInc.com and experience the Warrior difference.

the **WARRIOR DIFFERENCE**

WarriorBoatsInc.com

Learn why Warrior Boats are the best performance boats for anglers.

WarriorBoatsInc.com/Classifieds

Buy or sell your Warrior Boat on our network for dealers and customers.

WarriorBoatsInc.com/Shop

Suit up with some sweet Warrior Gear!

Warrior Boats Marketing Partners



Thank you for choosing Warrior Boats

At Warrior Boats, we know that your boat plays an important role in your fishing experience. That's why it is our goal is to ensure that every single Warrior Boat is designed and manufactured in accordance with the highest standards.

We don't rush production because we believe in focusing on the quality workmanship of every boat we produce. We believe so strongly that Warrior Boats are the best, we back it up with a lifetime warranty.



IN MEMORY OF
David A. Andersen

9/29/1954 - 8/8/2016

Gone but never forgotten.



Warrior Boats, Inc.
16 Industry Parkway NW
Melrose, MN 56352

WarriorBoatsInc.com

A copy of the complete warranty statement for WARRIOR Boats is provided with every boat, or may be obtained from any authorized dealer or downloaded from warriorboatsinc.com. Please read the Operation Manual provided with your boat before operating. All Warrior Boats meet or exceed U.S. Coast Guard requirements. Due to continued improvement, the manufacturer reserves the right to change specifications and standard equipment without notice or obligation. Some models may show optional equipment. See your dealer for complete specifications.

